

Filters Series MX

New

MX2 ports: G3/8, G1/2, G3/4 - MX3 ports: G3/4, G1

Modular

Bowl with technopolymer cover and bayonet-type mounting



- » Removal of impurities and condensate
- » High flow with minimum pressure decreases
- » Cartridge filters of 25 or 5 µm
- » Manual, automatic or depressuring drain
- » Bowl locking system reducing the risk of accidents

The Series MX has been realized to offer a multi-sector solution that guarantees saving in terms of installation time, space and costs.

A special configurator, available on Camozzi website at <http://catalogue.camozzi.com> (sec. Configurators), allows the customer to choose the most suitable solution for his application, selecting single components or by configuring assembled FRLs.

MX is the new series of air treatment components realized by Camozzi, characterized by a modern, linear and compact design, offering high performances. The perfect integration between metal alloys and technopolymers has allowed the realization of a reliable product, light and strong at the same time. Thanks to a new concept of modularity, moreover, the mounting of components has become easier.

GENERAL DATA

Construction	modular, compact with filtering element in HDPE
Materials	see TABLE OF MATERIALS (pag. 3/1.05.02)
Ports	MX2: G3/8 - G1/2 - G3/4 MX3: G3/4 - G1
Condensate capacity	MX2: 55 cc MX3: 85 cc
Mounting	vertical in-line wall-mounting (by means of clamps)
Operating temperature	-5°C + 50°C up to 16 bar (with the dew point of the fluid lower than 2°C at the min. working temperature) -5°C + 60°C up to 10 bar (with the dew point of the fluid lower than 2°C at the min. working temperature)
Porosity of filtering element	25 µm (standard) 5 µm
Draining of condensate	MX2: manual-semi automatic (standard), automatic, depressurization protected, without drain with port G1/8 MX3: manual-semi automatic (standard), without drain with port G1/8
Operating pressure	0,3 ÷ 16 bar (with automatic drain 1,5 ÷ 12 bar)
Nominal flow	see FLOW DIAGRAMS (pag. 3/1.05.03)
Fluid	compressed air

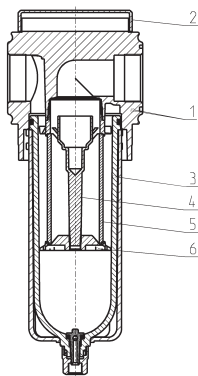
CODING EXAMPLE

MX	2	-	3/8	-	F	0	0	-	LH
-----------	----------	----------	------------	----------	----------	----------	----------	----------	-----------

MX	SERIES
2	SIZE: 2 = G3/8 - G1/2 - G3/4 3 = G3/4 - G1
3/8	PORT: 3/8 = G3/8 1/2 = G1/2 3/4 = G3/4 1 = G1
F	FILTER
0	FILTERING ELEMENT: 0 = 25 µm (standard) 1 = 5 µm
0	DRAINING OF CONDENSATE: 0 = semiautomatic-manual drain (standard) 3 = automatic drain 5 = depressuring drain, protected 8 = without drain, with port G1/8
LH	FLOW DIRECTION: = from left to right (standard) LH = from right to left

For the assembly of a single component with fixing flanges or wall-mounting, see the section "FRL Series MX Assembled" (pag. 3/1.50.01)

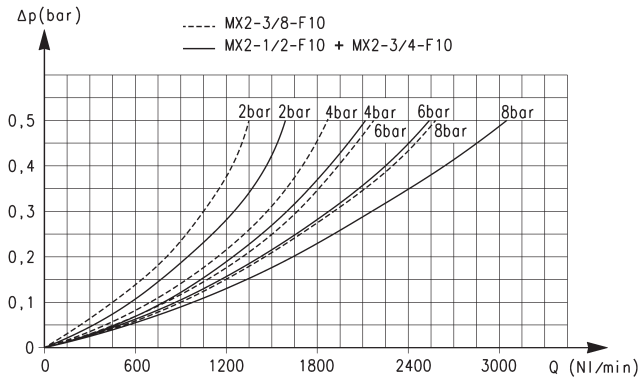
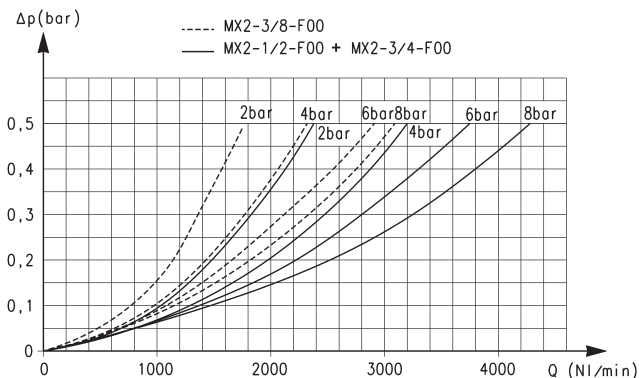
Filters Series MX - materials New



PARTS	MATERIALS
1 = Body	Aluminium
2 = Covering	Polyacetal
3 = Bowl with technopolymer cover	Polycarbonate/Polyamide
4 = Valve-guide	Polyacetal
5 = Filtering element	Polyethylene
6 = Separation deflector	Polyacetal
Seals	NBR

MX2 FLOW DIAGRAMS

New



Reference diagram for models with filtering element = 25 μm

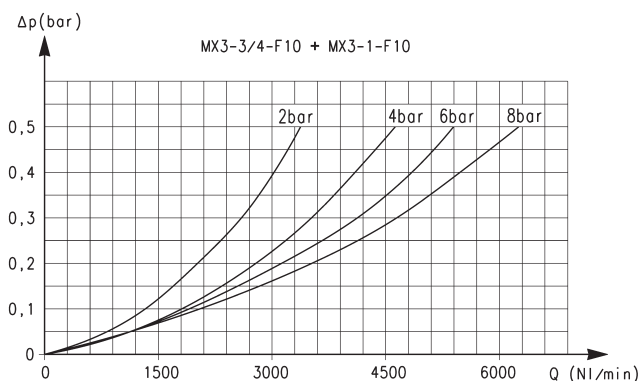
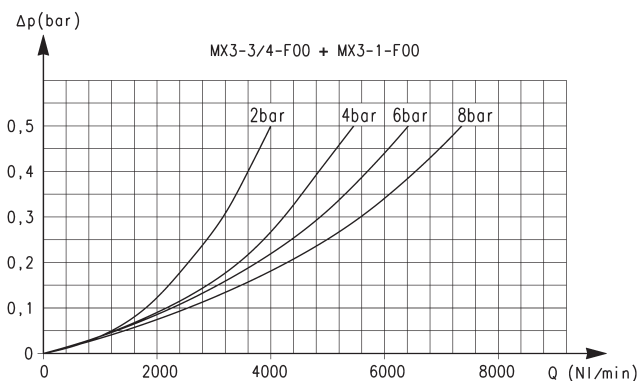
Reference diagram for models with filtering element = 5 μm

Δp = Pressure drop
Q = Flow

Δp = Pressure drop
Q = Flow

MX3 FLOW DIAGRAMS

New



Reference diagram for models with filtering element = 25 μm

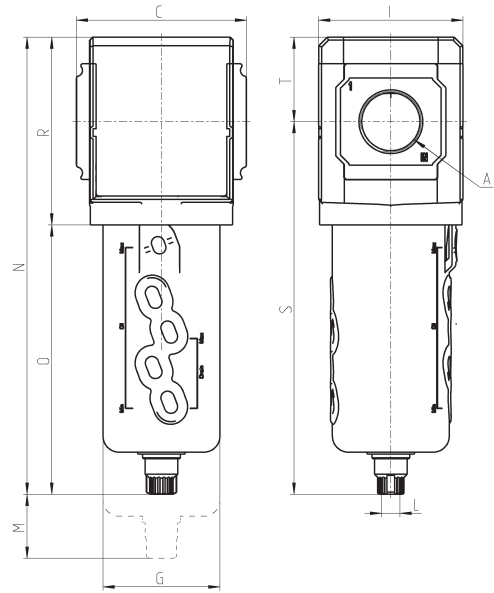
Reference diagram for models with filtering element = 5 μm

Δp = Pressure drop
Q = Flow

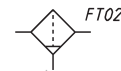
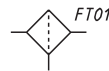
Δp = Pressure drop
Q = Flow

Filters Series MX - dimensions

New



Mod.	A	C	G	I	L	M	N	O	R	S	T	Weight (Kg)
MX2-3/8-F00	G3/8	70	55,3	68	G1/8	57,5	212	127	85	174,5	37,5	0.5
MX2-1/2-F00	G1/2	70	55,3	68	G1/8	57,5	212	127	85	174,5	37,5	0.5
MX2-3/4-F00	G3/4	70	55,3	68	G1/8	57,5	212	127	85	174,5	37,5	0.5
MX3-3/4-F00	G3/4	89,5	61,5	76	G1/8	75	241	142	99	196,5	44,5	0.8
MX3-1-F00	G1	89,5	61,5	76	G1/8	75	241	142	99	196,5	44,5	0.8



FT01 = filter without drain with threaded port

FT03 = filter with automatic or depressuring drain

FT02 = filter with semiautomatic manual drain